

# Cobra Head Fixture

## Energy Efficient and Long Life

### Specifications

**Lamp Life:** 100,000 hours

**Lamp Wattage:** 40, 80, 100, 150, 200, 250W

**Input Voltage:** 120v - 277v UNIV

**Input Frequency:** 50/60 Hz

**Output Frequency:** 250k Hz

**Color Temperature:** 2700K-5000K

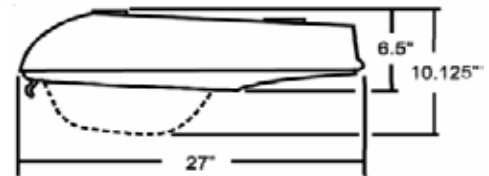
**Initial Rated Lumens:** 2720-6500



### Compare:

From: 400W MH Fixture

To: 250W Induction Cobra Head Fixture



## Save 150 watts per fixture

### Features

**Design:** Newest type high wattage induction fixture with novel design and beautiful contour.

High-pressure die cast alloy aluminum lamp frame and strong stretched aluminum alloy upper casing with the surface of electrostatic painting for corrosion resistance and durable use.

High purity aluminum reflector with vacuum coated inner surface

Optional photocell to maximize energy saving

Timer dimming function available upon request

**Lamp:** Rectangular induction lamp features high lighting efficacy, long life, good color rendering and stable output.

**Usage:** Freeway, highway, parking lots, public entrances, off-street areas

# Cobra Head Fixture

## Energy Efficient and Long Life

### Specifications

**Lamp Life:** 100,000 hours

**Lamp Wattage:** 40, 70, 80, 100W

**Input Voltage:** 120v - 277v UNIV

**Input Frequency:** 50/60 Hz

**Output Frequency:** 250k Hz

**Color Temperature:** 5000K

**Ambient Temperature:** -20°C to +40°C

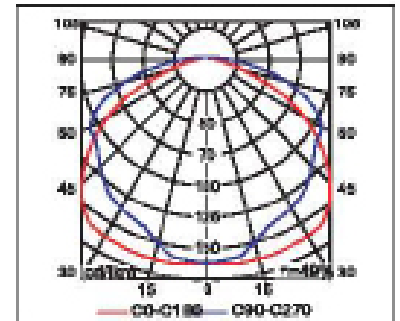
### Compare:

From: 175W MH Cobra Head Fixture

To: 100W Induction Cobra Head Fixture



**Save 75 watts per fixture**



### Features

**Design:** Newest type high wattage induction fixture with novel design and beautiful contour

High-pressure die cast alloy aluminum lamp frame and strong stretched aluminum alloy upper casing with the surface of electrostatic painting for corrosion resistance and durable use.

High purity aluminum reflector with vacuum coated inner surface

Optional photocell to maximize energy saving

Timer dimming function available upon request

**Lamp:** 150W rectangular induction lamps feature high lighting efficacy, long life, good color rendering and stable output.

**Usage:** Freeway, highway, parking lots, public entrances, off-street areas

# Cobra Head Fixture

## Energy Efficient and Long Life

### Specifications

**Lamp Life:** 100,000 hours

**Lamp Wattage:** 120, 150, 200, 250W

**Input Voltage:** 120v - 277v UNIV

**Input Frequency:** 50/60 Hz

**Output Frequency:** 250k Hz

**Color Temperature:** 5000K

**Initial Rated Lumens:** 11,250-12,000

**Ambient Temperature:** -20°C to +40°C

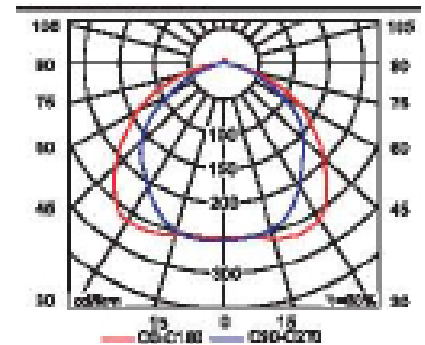


### Compare:

From: 250W HID Cobra Head Fixture

To: 150W Induction Cobra Head Fixture

**Save 130 watts per fixture**



### Features

**Design:** Newest type high wattage induction fixture with novel design and beautiful contour

High-pressure die cast alloy aluminum lamp frame and strong stretched aluminum alloy upper casing with the surface of electrostatic painting for corrosion resistance and durable use.

High purity aluminum reflector with vacuum coated inner surface

Optional photocell to maximize energy saving

Timer dimming function available upon request

**Lamp:** Rectangular induction lamps feature high lighting efficacy, long life, good color rendering and stable output.

**Usage:** Freeway, highway, parking lots, public entrances, off-street areas